

HOW TO ASSEMBLE YOUR



BATH SEAT BASKET

Item # 9605-R

Capacity not to exceed 5 lb.



QUICK ASSEMBLY


Follow these SIMPLE STEPS

1

Remove all parts from box. (Be sure all parts are included before assembling)

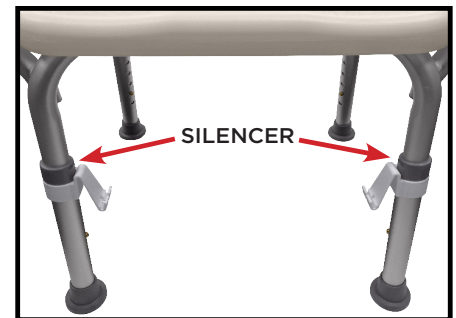
- A. (1) Basket
- B. (2) Basket hooks
- C. (1) Screw set (2 Long screws, 2 Short screws, 4 Washers, 4 Nuts)

TOOL NEEDED:
PHILLIPS SCREWDRIVER



2

Clip the 2 "Basket hooks" onto the 2 front legs of your bath bench. The long end of the clips with the screw holes must point behind the legs. The hooks must point downwards and must face each other inside of the legs. Slide both "Basket hooks" up to the gray plastic silencers at the top of the legs to ensure the hooks are leveled with each other.




3

Place and fit a "Nut" into the hexagon shaped cutout of the "Basket hook". On the opposite end, insert a "Long screw" through a "Washer", slide the screw through both holes, and while holding the "Nut" in place, screw it through the "Nut". Do not over tighten so that you can swivel and make adjustments to the "Basket hook". **NOTE: The "Basket hooks" can also clip onto the frame above the legs. Due to the smaller tube diameter, use the "Short screws" for this option.**



4

Place the "Basket" onto the "Basket hooks" with the sloped end of the "Basket" facing forward. The arrows in the image show other placement options. Push the "Basket" down into the "Basket hooks" so that it snaps and clips in place. Once everything is secure, tighten the screws so that the "Basket hooks" do not move.



WARRANTY INFORMATION

NOVA stands firm on our commitment to providing the highest quality products, as well as exceptional service. This product was built to precise standards and thoroughly inspected prior to shipment. This warranty represents our confidence in the materials and workmanship of our product.

NOVA extends this warranty only to the original purchaser of this product. The warranty does not extend to any subsequent purchaser or owner. The warranty is void upon any sale or transfer of ownership or use by other person. NOVA warrants its products are free from defects in material and workmanship under NORMAL use for the period commencing upon the date of purchase and continuing for the following specified period of time after that date:

Metal Frame

Non-Metal/Metal parts One Year Limited Warranty
(rubber tips, plastic or metal hardware)

This warranty does not cover problems due to user negligence, misuse of the product, failure to adhere to product instructions, or normal wear and tear. Items that have been subject to negligent abuse, modified without prior written authorization are not covered within this warranty.

For warranty service, please contact the dealer from whom you purchased your NOVA product. In the event that you do not receive satisfactory service, please call us directly at the number on the bottom front of this sheet. Be prepared to indicate, the nature of the defect, the product serial number, and the name and location of where you purchased the product. You will also be required to provide a receipt of your purchase. Do not return any products to our office without prior consent.

Repair or replacement is the only remedy under this limited warranty. This warranty does not include any labor or shipping charges incurred in replacement part installation or repair of product.

THIS WARRANTY IS EXCLUSIVE AND IN LIEU OF ALL OTHER EXPRESS WARRANTIES, IMPLIED WARRANTIES, IF ANY, INCLUDING THE IMPLIED WARRANTIES OF MERCHANTABILITY AND FITNESS FOR A PARTICULAR PURPOSE. NOVA SHALL NOT BE LIABLE FOR ANY SEQUENTIAL OR INCIDENTAL DAMAGES WHATSOEVER.

.....
Regular cleaning is recommended. Use a non abrasive cleaner or detergent, rinse with warm water and dry completely. Abrasive cloths may damage the surface. Regularly inspect your item and it's parts for any corrosion, breakage, compression or wear.
.....

IMPORTANT WARNING
FOLLOW ALL DIRECTIONS CAREFULLY BEFORE USE. FAILURE TO DO SO MAY RESULT IN SERIOUS INJURY.

- Check that attachments are properly and securely screwed and clipped in place before using
- Do not place weight exceeding five pounds in the basket
- Do not rest feet on the basket
- Check before each use

Questions?
Please contact us at
1-800-557-6682
info@novamedicalproducts.com
Thank you for choosing NOVA!

CARE • QUALITY • INNOVATION



THE **NOVA** PROMISE

Connect with us!
novamedicalproducts.com
facebook: [novamedicalprod](#)
twitter: [novamedicalprod](#)
twitter: [novawalkerstalk](#)
YouTube: [NOVA Medical Products](#)